2x Vorhanden

Wand Pos. W10, W20

M 1:50 h=24cm

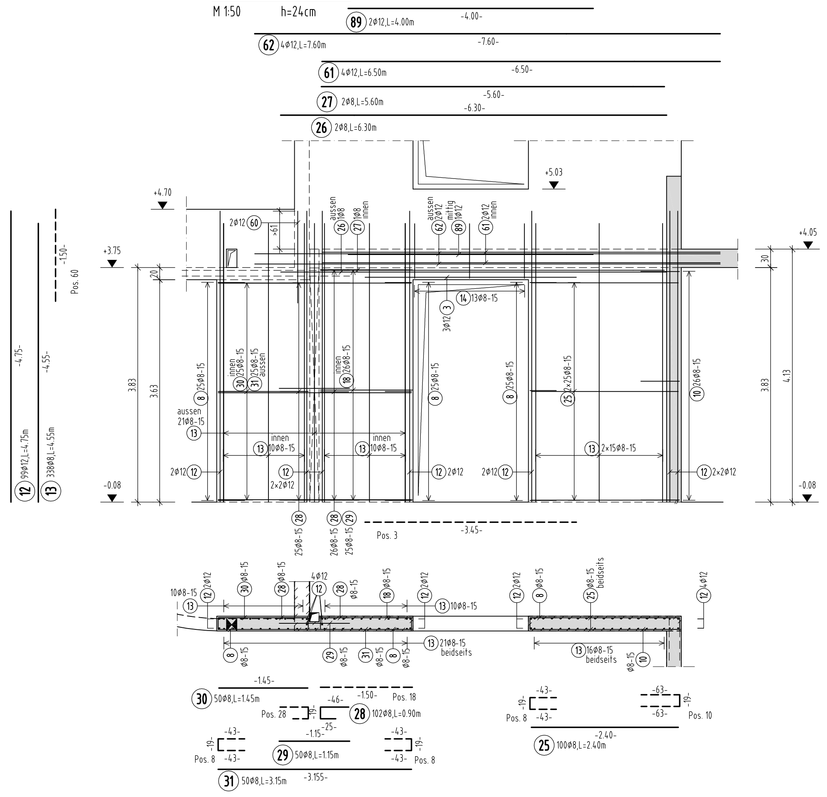

Wand Pos. W30

M 1:50 h=24cm

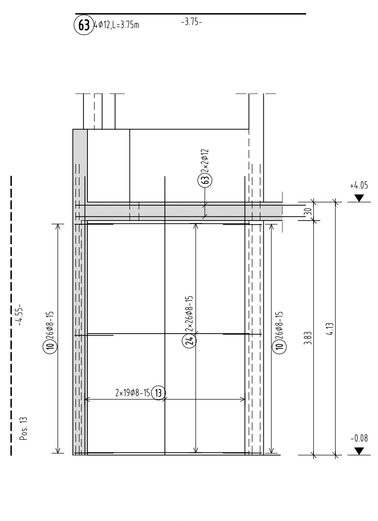

Wand Pos. W21

M 1:50 h=24cm

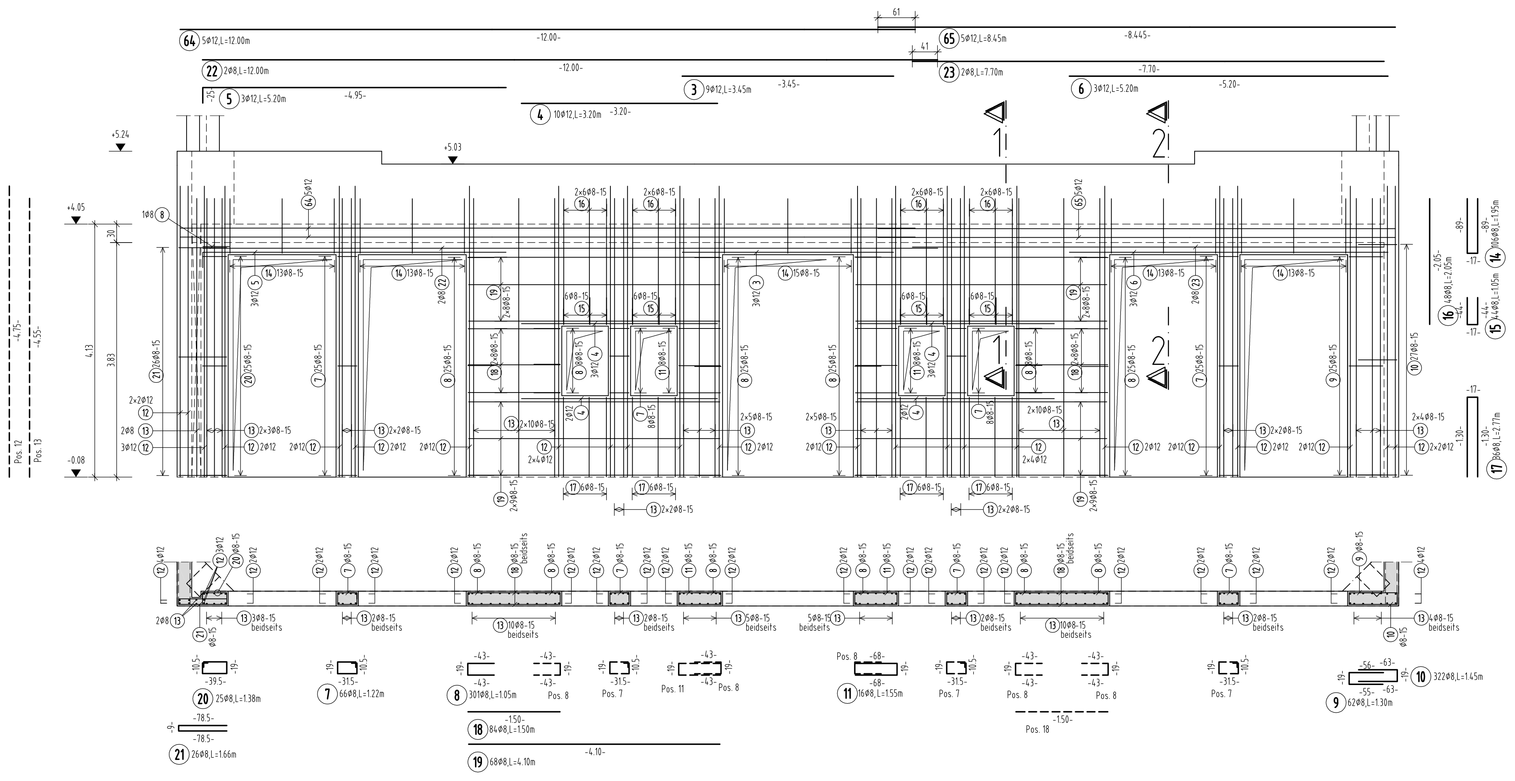

Übersicht

M 1:200

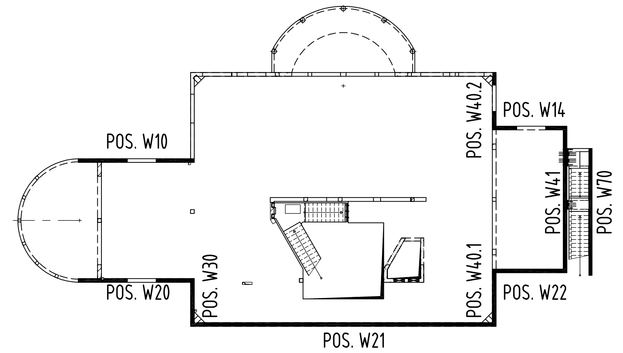

EINBAU- UND ZUBEHÖRTEILLISTE			
Pos.	Menge	Einheit	Bezeichnung
103	2	Stück	HBT220-10/15-5

Wand Pos. W40.1

M 1:50 h=24cm

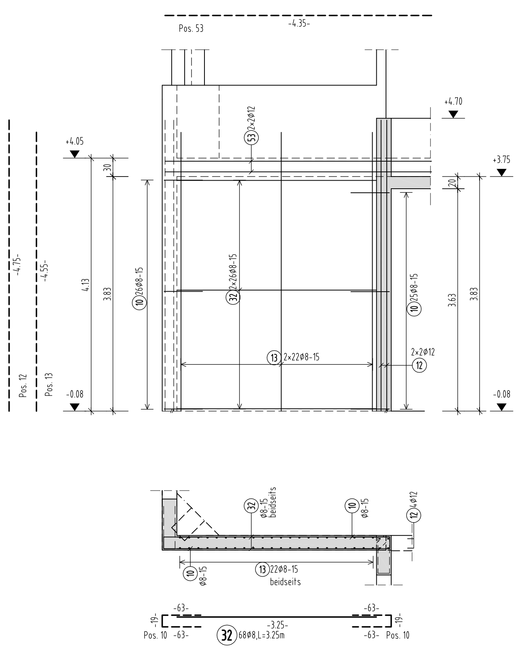

Wand Pos. W22

M 1:50 h=24cm

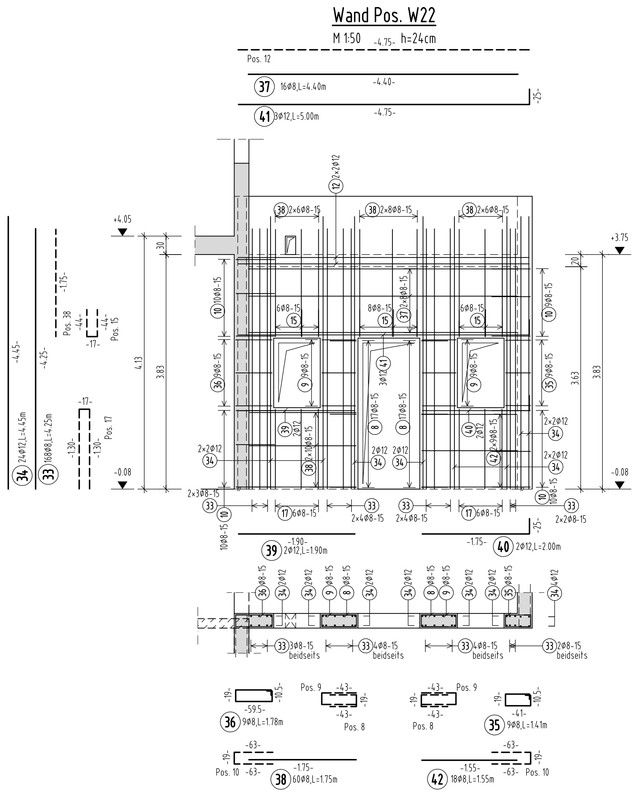

Wand Pos. W41

M 1:50 h=24cm

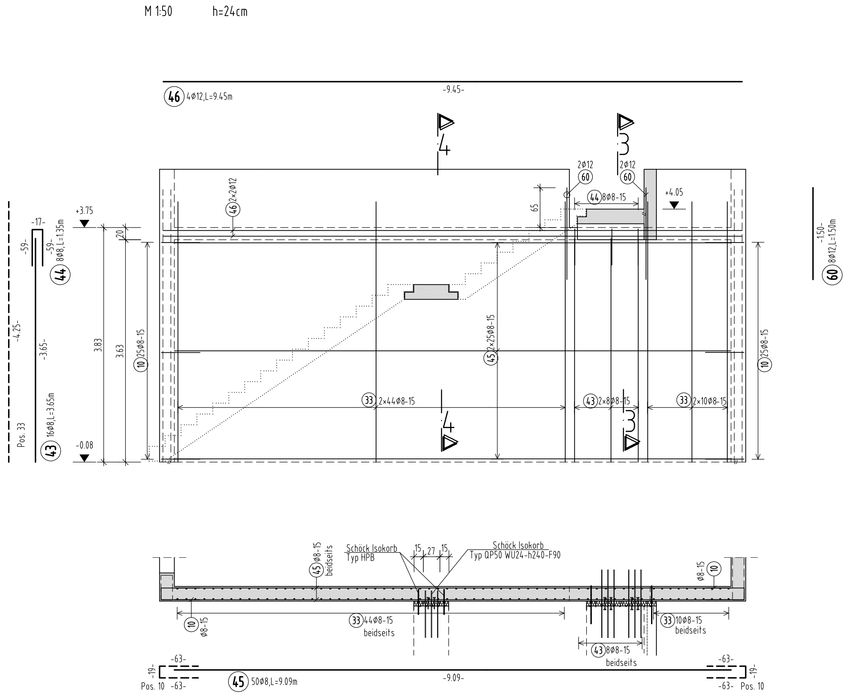

Schnitt 1-1

M 1:25

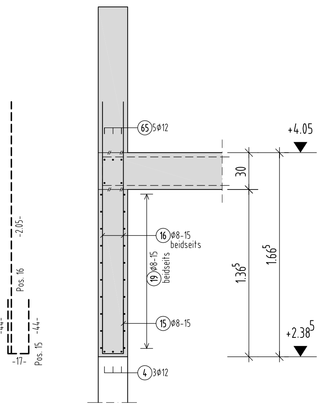

Schnitt 2-2

M 1:25

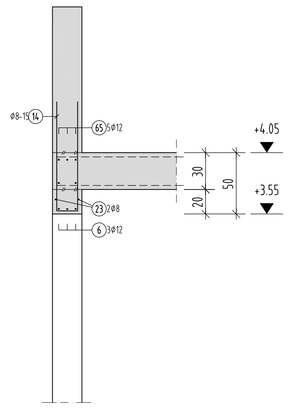

Wand Pos. W14

M 1:50 h=24cm

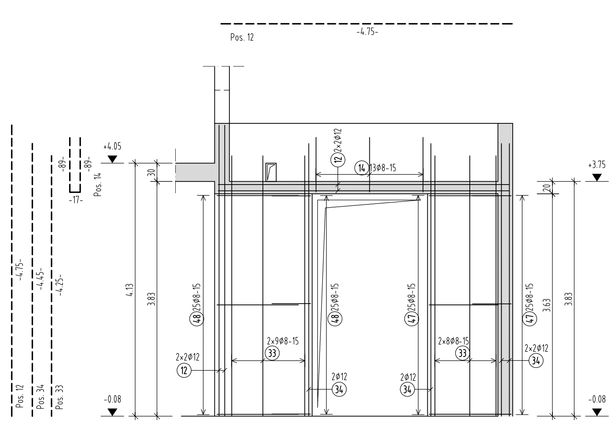

Wand Pos. W40.2

M 1:50 h=24cm

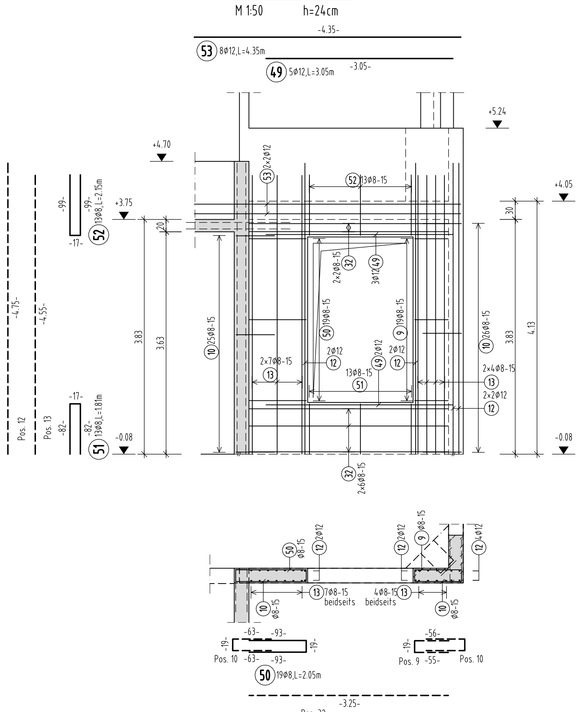

Wand Pos. W70

M 1:50 h=20cm

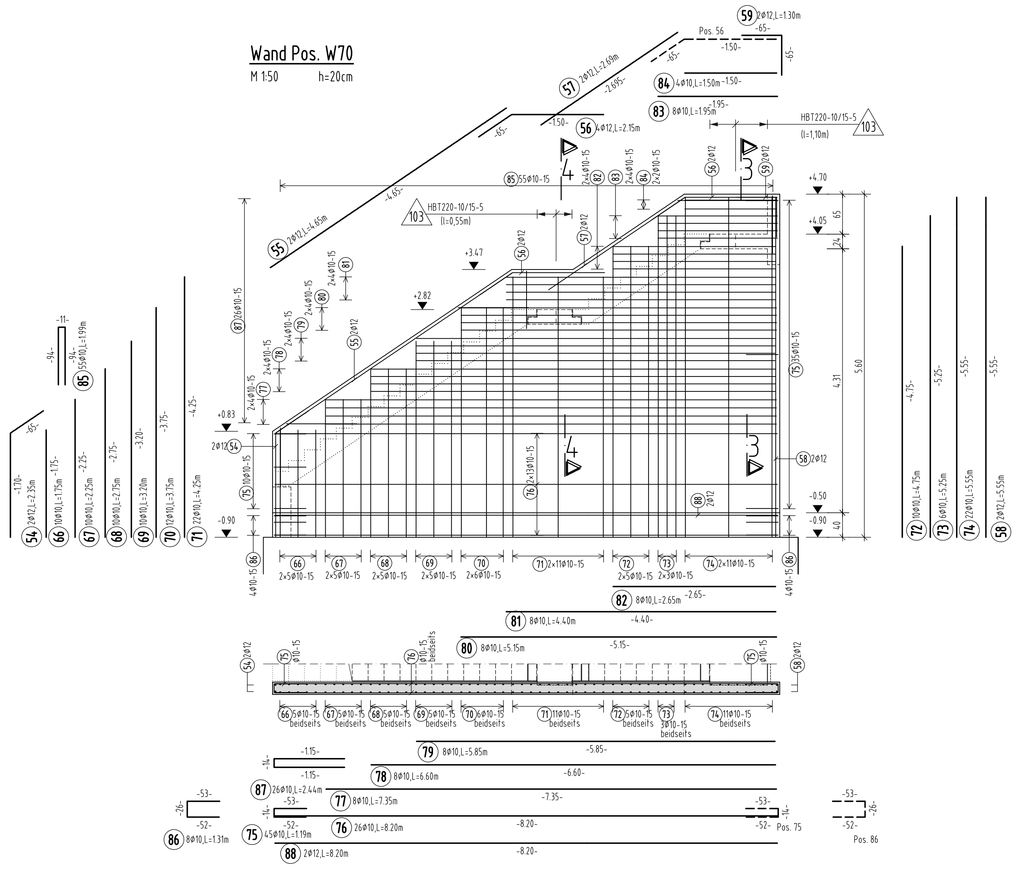

Schnitt 3-3

M 1:25

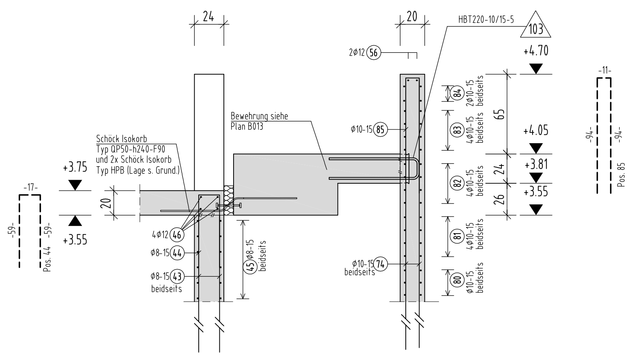

Schnitt 4-4

M 1:25

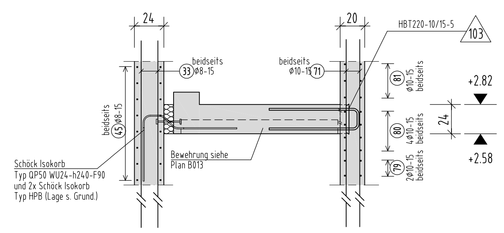

Regeldetail

M 1:10

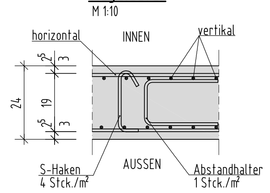

Wände h=24cm

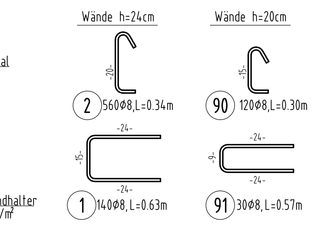

Wände h=20cm

Mindestwerte der Biegerollendurchmesser d_{br}	Stabdurchmesser d_s [mm]	Bügel, Haken, Schlaufen
	< 20	4 d
	20 – 28	7 d
	Mindestwerte der Betondeckung rechtwinklig zur Biegeebene	Schrägstäbe oder andere gebogene Stäbe
	>100 mm und >7 d_s	10 d
	>50 mm und >3 d_s	15 d
	≤50 mm oder ≤3 d_s	20 d

Abstandhalter: Typ nach DBV-Merkblatt "Abstandhalter", Verlegung nach DBV-Merkblatt "Betondeckung und Bewehrung" (Tab.4: Anordnung)

Lagesicherung der oberen Bewehrung: nach DBV-Merkblatt "Unterstützungen"

Betondeckung/Expositionsklassen:

	Expositionsklasse	Oben (innen)	Unten (aussen)	Seitlich
Aussenwände h=24cm	XC1	2,5	2,5	
Aussenwände h=20cm	XC2	3,0	3,0	

Betonfestigkeitsklasse: C30/37

Betonstahlsorte: Bst 500 S (A) nach DIN 488
Bst 500 M (A) nach Zulassung

Besondere Anforderungen:

Vom Prüfingenieur freigegeben am:

Alle Maße am Bau prüfen !

Der Plan gilt nur in Verbindung mit den Plänen des Architekten. Unklarheiten sind mit dem Planverfasser vor der Ausführung zu klären.